

March 28, 2025

2025 Summer Schedule

Record-high 1,701 Weekly International Scheduled Flights

108% compared to summer 2019, passenger scheduled flights to South Korea, Hong Kong and Macau are also record highs

Kansai Airports is delighted to announce that the number of international scheduled flights in the 2025 summer schedule is expected to be **1,701 per week *¹, a record number of flights throughout the summer and winter schedule** (as of the peak of July), owing to further network expansion in Asia, mainly to China and South Korea, compared to the last summer schedule. Of these, **the number of international passenger flights is expected to be 1,517 per week (106% compared to the summer 2019), also a record high**, and the number of international cargo flights is expected to be 184 per week.

Major new routes for int'l passenger flights in the 2025 summer schedule are as follows:

- March 30: Hainan Airlines to launch 4 weekly flights to Chongqing.
- March 30: Spring Airlines to resume 7 weekly flights to Xiamen.
- March 30: China Southern Airlines to resume 7 weekly flights to Shenzhen.
- April 1: Hainan Airlines to resume 3 weekly flights to Haikou.
- April 10: Peach to launch 7 weekly flights to Seoul (Gimpo).
- April 25: Spring Airlines to launch 7 weekly flights to Nanjing.
- April 25: Spring Airlines to resume 4 weekly flights to Tianjin.
- April 26: Spring Airlines to resume 3 weekly flights to Yangzhou.
- July 3: Vietnam Airlines to resume 4 weekly flights to Da Nang.
- July 18: T'way Air to resume 7 weekly flights to Guam.

The following routes are expected to reach record highs since the airport opening with 377 weekly flights to South Korea (108% compared to the 2019 summer) and 146 weekly flights to Hong Kong and Macau (118% compared to the 2019 summer). In addition, the number of flights to Asia is expected to be equivalent or higher than the same period in 2019, as in the 2024 winter schedule, such as 570 weekly flights to China (115% compared to the 2019 summer) with an expected increase of 82 flights from the peak of the 2024 winter schedule, 130 weekly flights to Taiwan (96% compared to the 2019 summer), and 189 weekly flights to Southeast Asia (96% compared to the 2019 summer).

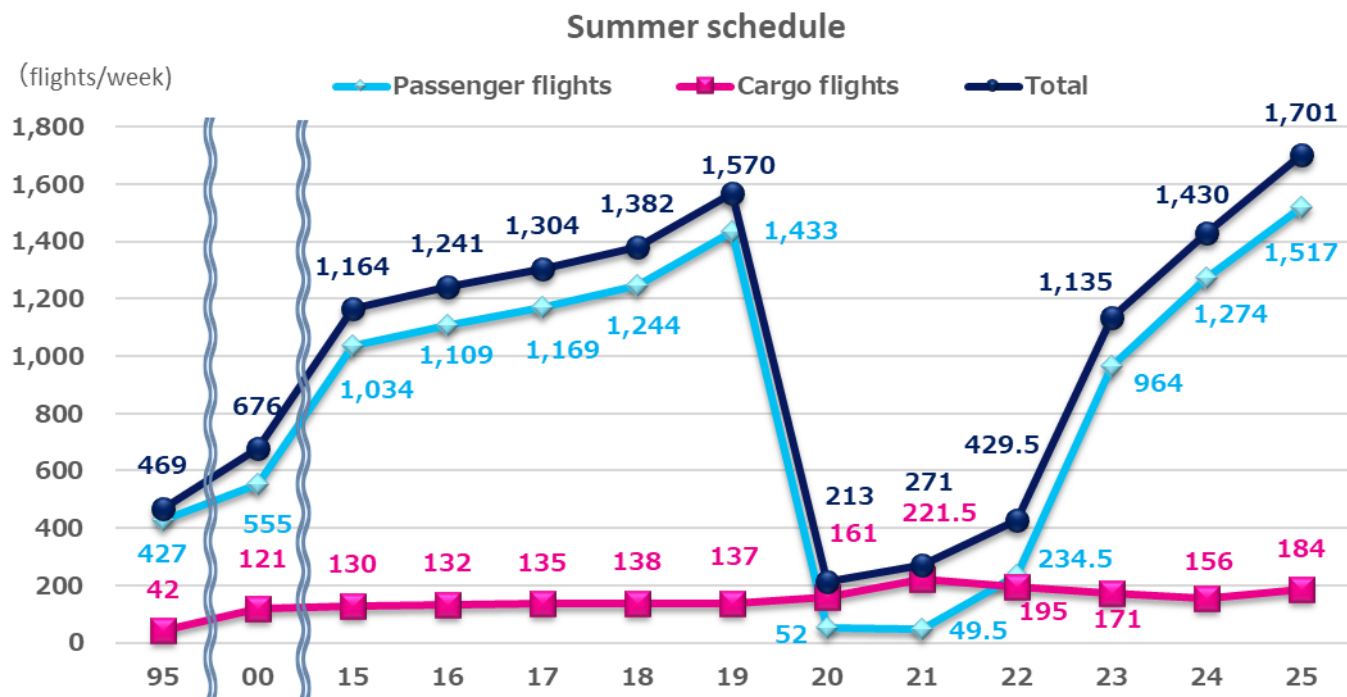
The number of international LCC flights per week will be 651 (the LCC ratio is 43%), exceeding the 2019 summer schedule level of 540 flights (peak), with a 38% LCC ratio.

At Kobe Airport, international charter flights to 5 cities by 4 airlines are scheduled to begin service on April 18 along with the opening of Terminal 2.

As for domestic passenger flights per day, the total number of flights at the three airports will be 287 (peak), almost equivalent to the 2019 summer schedule peak of 288. TOKI AIR to launch 4 weekly flights to Niigata, first flights at KOBE.

*¹ Calculated based on the number of confirmed flights

International scheduled flights



◇ International passenger flights by destination

					(flights/week)											
	S19	(city)	W19	(city)		S23	(city)	W23	(city)	S24	(city)	W24	(city)	S25 Plan	(city)	share
South Korea	348	(6)	232	(4)		317	(5)	349	(6)	340	(5)	366	(5)	377	(5)	25%
China	494	(34)	600	(37)		215	(18)	285	(21)	388	(22)	488	(28)	570	(30)	38%
Hong Kong & Macau	124	(2)	125	(2)		109	(2)	133	(2)	140	(2)	140	(2)	146	(2)	10%
Taiwan	135	(3)	134	(3)		112	(2)	119	(2)	126	(2)	133	(2)	130	(2)	9%
Southeast Asia	197	(11)	198	(11)		150	(7)	168	(7)	177	(7)	182	(8)	189	(9)	12%
North America	54	(5)	40	(3)		26	(4)	24	(3)	33	(5)	22	(3)	35	(5)	2%
Hawaii	28	(1)	28	(1)		11	(1)	12	(1)	12	(1)	12	(1)	14	(1)	
Europe	35	(5)	30	(5)		12	(4)	18	(5)	27	(5)	14	(4)	26	(5)	2%
Oceania & Guam	32	(4)	40	(5)		11	(2)	19	(3)	22	(4)	20	(4)	25	(4)	2%
Others*	14	(5)	10	(3)		12	(2)	19	(3)	21	(4)	15	(3)	19	(4)	1%
Total	1,433	(75)	1,409	(73)		964	(46)	1,134	(52)	1,274	(56)	1,380	(59)	1,517	(66)	100%
Japanese AL		3		4			3		3		4		4		4	
Foreign AL		60		60			54		57		59		56		61	
Total AL		63		64			57		60		63		60		65	

Actual and planned flights during peak period (July).

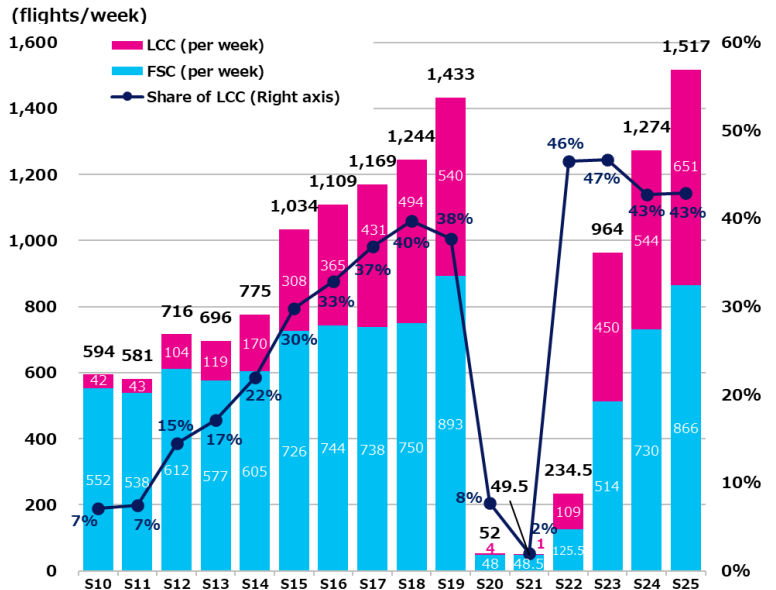
* The "Others" category includes Middle East, India, Nepal and Far East Asia.

Overview of LCC & number of flights by destination

◇ International LCC flights: 22 airlines 33 cities

Airline	Route	FLT/w
Peach (Total 98 flights)	Seoul (Incheon)	28
	Hong Kong	7
	Taipei	21
	Taipei	14
	Kaohsiung	7
	Bangkok (Suvarnabhumi)	7
	Singapore	7
Jetstar Japan	Shanghai	7
	Taipei	12
Jeju Air (Total 56 flights)	Seoul (Incheon)	28
	Seoul (Gimpo)	14
	Busan	14
Air Busan (Total 42 flights)	Busan	21
	Seoul (Incheon)	21
Jin Air (Total 49 flights)	Seoul (Incheon)	35
	Busan	14
T Way Air (Total 63 flights)	Seoul (Incheon)	21
	Daegu	14
	Jeju	7
	Busan	7
	Cheongju	7
	Guam	7
Air Seoul	Seoul (Incheon)	21
Eastar Jet	Seoul (Incheon)	21
Aero K	Cheongju	14
Spring Airlines (Total 105 flights)	Shanghai	49
	Dalian	7
	Ningbo	7
	Shenyang	7
	Wuhan	7
	Tianjin	4
	Xi'an	3
	Nanjing	7
	Lanzhou	7
	Yangzhou	3
	Guangzhou	4
China United Airlines	Hong Kong	7
HK Express	Hong Kong	35
Tigerair Taiwan (Total 20 flights)	Taipei	14
	Kaohsiung	6
Cebu Pacific (Total 14 flights)	Manila	7
	Cebu	7
Phillippines AirAsia	Manila	7
	Hanoi	14
VietJet Air (Total 21 flights)	Ho Chi Minh City	7
	Bangkok (Don Muang)	14
Thai AirAsia X	Bangkok (Suvarnabhumi)	7
	(via Taipei)	7
	Chiang Mai	3
Air Asia X	Kuala Lumpur (partially via Taipei)	14
Scoot Tigerair	Singapore	7
Jestar Asia Airways (Total 11 flights)	Singapore (via Manila)	10
	Cairns	4
	Brisbane	4
	Sydney	3
Total		651

◇ LCC share trend in international scheduled passenger flights



International scheduled flights per week (departure & arrival)												
Country & Area		Airline		2019 Summer (31 March - 26 October) Peak month (August)			2024 Winter (27 October - 29 Mar) Peak month (January)			2025 Summer (30 March - 25 October) Peak month (July)		
				Actual			Actual			Plan		
				Passenger	Cargo	Total	Passenger	Cargo	Total	Passenger	Cargo	Total
Japan	JL	Japan Airlines	42		42	24		24	28		28	
	NH	ANA - All Nippon Airways	49	10	59	11		11	11		11	
	MM	Peach	94		94	98		98	98		98	
U.S.A.	GK	Jetstar Japan				14		14	12		12	
	UA	United Airlines	14		14	14		14	14		14	
	DL	Delta Air Lines	14		14							
	HA	Hawaiian Airlines	7		7	7		7	7		7	
	FX	FedEx Express		58	58		72	72		88.5	88.5	
Canada	SX	United Parcel Service		14	14		22	22		22	22	
	AC	Air Canada	5		5				7		7	
The U.K.	BA	British Airways	4		4							
Germany	LH	Lufthansa	7		7				5		5	
	GEC	Lufthansa Cargo		2	2							
Netherlands	3S	AeroLogic					1	1				
	KL	KLM	7		7	3		3	3		3	
France	AF	Air France	7		7	3		3	4		4	
	SB	Aircalin	2		2							
Italy	C8	Cargolux Italia		3	3							
Finland	AY	Finnair	10		10	3		3	7		7	
Turkey	TK	Turkish Airlines				5		5	7		7	
United Arab Emirates	EK	Emirates Airline	7		7	7	2	9	7	2	9	
	EY	Etihad Airways				3		3	5		5	
Qatar	QR	Qatar Airways				5	0.5	5.5	5	0.5	5.5	
Azerbaijan	7L	Silk Way West Airlines		2	2							
Russia	S7	S7 Airlines	2		2							
Korea	KE	Korean Air	53	3	56	42	5	47	42	5	47	
	OZ	Asiana Airlines	42	1	43	42	3	45	41	4	45	
	7C	Jeju Air	73		73	56		56	56		56	
	BX	Air Busan	35		35	44		44	42		42	
	ZE	Eastar Jet	22		22	21		21	21		21	
	LJ	Jin Air	39		39	42		42	49		49	
	TW	T Way Air	49		49	56		56	63		63	
	RS	Air Seoul	14		14	21		21	21		21	
	RF	Aero K				14		14	14		14	
	CA	Air China	59		59	35		35	42		42	
	CAO	Air China Cargo		6	6					6	6	
	MU	China Eastern Airlines	71		71	63		63	70		70	
	CK	China Cargo Airlines		5	5		3	3		4	4	
	CZ	China Southern Airlines	53		53	36		36	50		50	
	MF	Xiamen Airlines	17		17	21		21	24		24	
	FM	Shanghai Airlines	7		7	14		14	14		14	
	Y8	Suparna Airlines		5	5							
	CF	China Postal Airlines		5	5		13	13		15	15	
	ZH	Shenzhen Airlines	32		32	56		56	49		49	
	SC	Shandong Airlines	28		28	35	7	42	35	7	42	
	9C	Spring Airlines	57		57	84		84	105		105	
	HO	Juneyao Airlines	64		64	70		70	77		77	
	GS	Tianjin Airlines	14		14	14		14	17		17	
	JD	Beijing Capital Airlines	2		2	3		3	5		5	
	BK	Okay Airways	4		4							
	3U	Sichuan Airlines	14		14	7	3	10	7	3	10	
	HU	Hainan Airlines	9		9	14		14	21		21	
	O3	SF Airlines					11	11		6	6	
	GJ	Loong Air				7		7	11		11	
	NS	Hebei Airlines				4		4	4		4	
	KN	China United Airlines							7		7	
	QW	Qingdao Airlines							7		7	
Hong Kong	CX	Cathay Pacific	42	3	45	35	4	39	42	4	46	
	UO	HK Express	30		30	35		35	35		35	
	HX	Hong Kong Airlines	21		21	28		28	28		28	
	HB	Greater Bay Airlines				14		14	13		13	
	LD	Air Hong Kong		6	6		6	6		6	6	
	NX	Air Macau	7		7	7		7	7		7	
Macau	BR	EVA Air	35	2	37	28	3	31	32	4	36	
	CI	China Airlines	41	12	53	31	5	36	31	7	38	
Taiwan	IT	Tigerair Taiwan	17		17	18		18	20		20	
	JX	Starlux				14		14	14		14	
Philippines	PR	Philippine Airlines	21		21	17		17	18		18	
	5J	Cebu Pacific	7		7	11		11	14		14	
	Z2	Philippines AirAsia	7		7	7		7	7		7	
	VN	Vietnam Airlines	21		21	14		14	18		18	
Vietnam	VJ	VietJet Air	14		14	21		21	21		21	
Thailand	TG	Thai Airways International	14		14	14		14	14		14	
	XJ	Thai AirAsia X	14		14	14		14	14		14	
	XW	NokScoot	7		7							
	SL	Thai Lion Air	5		5							
	VZ	Thai Vietjet Air				11		11	10		10	
	MH	Malaysia Airlines	7		7	7		7	7		7	
Malaysia	D7	Air Asia X	18		18	14		14	14		14	
	SQ	Singapore Airlines	21		21	17		17	14		14	
Singapore	3K	Jestar Asia Airways	18		18	7		7	10		10	
	TR	Scoot Tigerair	14		14	7		7	7		7	
Indonesia	GA	Garuda Indonesia	9		9							
India	AI	Air India	3		3							
Australia	QF	Qantas Airways	3		3							
	JQ	Jetstar Airways	6		6	11		11	11		11	
	OM	MIAT Mongolian Airlines	2		2				2		2	
TOTAL	Flights per week		1,433	137	1,570	1,380	160.5	1,540.5	1,517	184	1,701	
	Flights per day		204.7	19.6	224.3	197.1	22.9	220.1	216.7	26.3	243.0	
	Number of operating airlines		63	16	73	60	16	67	65	16	72	
	Number of countries (region)		22	22	26	17	18	22	20	19	23	
	Number of cities		75	44	91	59	38	75	66	39	79	

Region	City	ITAMI							KIX								KOBE									
		2024 Summer (Actual)	2024 Winter (Actual)	2025 Summer (Plan)					2024 Summer (Actual)	2024 Winter (Actual)	2025 Summer (Plan)						2024 Summer (Actual)	2024 Winter (Actual)	2025 Summer (Plan)							
				Total	JAL	ANA	IBEX	AMX			Total	JAL	JTA	ANA	SFJA	peach			Jetstar	Total	ANA	SKY	air do	AIR DO	FDA	TOH AIR
Hokkaido	Sapporo (New Chitose)	13	10	10	4	6			15	16	14	2		3		7	2	7	7	7	1	4		2		
	Kushiro								1							▲										
	Memambetsu	1			▲											▲										
	Hakodate	2	2	2	1	1																				
Tohoku/	Aomori	7	7	6	3	3												1	1	1					1	
Shinetsu	Misawa	1	1	2	2																					
	Akita	6	6	6	3	3																				
	Hanamaki	4	4	4	4													1	1	1					1	
	Yamagata	3	3	3	3																					
	Sendai	13	14	14	7	5	2		3	3	3					3		2	2	2		2				
	Fukushima	4	4	4		2	2																			
	Niigata	10	10	10	4	4	2		1											1					1	
	Matsumoto																	2	2	2					2	
Kanto	Narita	2	2	2	1	1			7	6	5					2	3									
	Haneda	30	30	30	15	15			12	12	12	3		5	4			9	8	8	2	6				
	Ibaraki																	3	3	3		3				
Kinki/	Tajima	2	2	2	2																					
Chugoku/	Okii		1	1	1																					
Shikoku	Izumo	4	4	4	4																					
	Matsuyama	11	10	10	2	8																				
	Kochi	6	6	6		6												1								
Kyushu	Fukuoka	9	11	11	4	6	1		4	5	4					4										
	Nagasaki	8	8	8	4	4			1	1	1					1		3	3	3		3				
	Kumamoto	11	11	11	4	6		1																		
	Oita	6	7	7	3	3	1																			
	Miyazaki	10	11	11	5	6			1	1	1					1										
	Kagoshima	14	14	14	8	5	1		2	2	2					2		2	2	3		3				
	Yakushima	1	1	1	1																					
	Tanegashima	1			▲																					
	Amami	1	1	1	1				1	1	1					1										
Okinawa	Naha	5	5	5	2	3			14	14	14		3	4		5	2	8	7	7		4	3			
	Ishigaki								4	4	4		1	1		2										
	Miyako								3	2	2		1	1												
	Shimajishima																	1	1	1		1				
Number of flights per day	(Actual)	185	185	-	-	-	-	-	69	67	-	-	-	-	-	-	-	40	37	-	-	-	-	-	-	
	(Planned)	-	-	185	88	87	9	1	-	-	63	5	5	14	4	28	7	-	-	39	3	26	3	2	4	1
Number of cities		27	26	26	24	18	6	1	14	12	12	2	3	5	1	10	3	12	11	12	2	8	1	1	3	1

*Non-scheduled and charter flights are excluded.

*The figures shown above refer to the number of flights during peak time (March for 25S).

* Fractions in the number of flights represent one-way flights.

▲ indicates that there are some operations other than peak times.

■ Airlines at ITAMI: Japan Airlines (JAL), All Nippon Airways (ANA), IBEX Airlines (IBEX), Amakusa Airlines (AMX)

■ Airlines at KIX: Japan Airlines (JAL), Japan Transocean Air (JTA), All Nippon Airways (ANA), Star Flyer (SFJ), Peach Aviation (APJ), Jetstar Japan (JJP)

■ Airlines at KOBE: All Nippon Airways (ANA), Skymark Airlines (SKY), Solaseed Air (SNJ), Air Do (ADO), Fuji Dream Airlines (FDA), TOKI AIR (TOK)



Kansai Airports was established by a consortium made up of VINCI Airports and ORIX Corporation as its core members. Kansai Airports took over the operations of Kansai Itami Airport ("KIX") and Osaka International Airport ("ITAMI") from New Kansai International Airport Company ("NKIAC") and has been operating the two airports since April 1, 2016.

Kansai Airports Kobe, Kansai Airports' wholly-owned subsidiary, took over the operations of Kobe Airport ("KOBE") from Kobe City and started its business as an operating company on April 1, 2018.

Under the concept of "One Kansai Airports Group", Kansai Airports group strives to continuously improve its services for all airport guests through appropriate investments and efficient operations, with safety and security being the top priority. Kansai Airports group aims to maximize the potential of the three airports, for the benefit of the communities they serve.

For more information, please visit : <http://www.kansai-airports.co.jp/en/>

Kansai Airports

Location	1-banchi, Senshu-kuko kita, Izumisano-shi, Osaka	Shareholders	ORIX 40%, VINCI Airports 40%, Other investors 20% ¹
Company Representatives	Representative Director and CEO: Yoshiyuki Yamaya Representative Director and Co-CEO: Benoit Rulleau		
Business Scope	Operation and management services, etc. of Kansai International Airport and Osaka International Airport		

Kansai Airports Kobe

Location	1-ban, Kobe-kuko, Chuo-ku, Kobe-shi, Hyogo	Shareholder	Kansai Airports 100%
Company Representatives	Representative Director and CEO: Yoshiyuki Yamaya Representative Director and Co-CEO: Benoit Rulleau		
Business Scope	Operation and management services, etc. of Kobe Airport		



ORIX Group was established in 1964 and is a corporate group active around the world in financing and investment, life insurance, banking, asset management, real estate, concession, environment and energy, automobile-related services, industrial/ICT equipment, ships and aircraft. We operate in around 30 countries and regions with approximately 34,000 people. We unite globally around our Purpose: "Finding Paths. Making Impact.", combining diverse expertise and innovative thinking to help our world develop in a sustainable way.

For more information: <https://www.orix.co.jp/grp/en/>



VINCI Airports, as the leading private airport operator in the world, manages the development and operation of more than 70 airports located in 14 countries. VINCI Airports draws on its expertise as a comprehensive integrator to develop, finance, build and operate airports, leveraging its investment capability and know-how to optimise operational performance and modernise infrastructure while bringing about their environmental transition. In 2016, VINCI Airports became the first airport operator to commit to an international environmental strategy, setting itself the aim of reaching zero net emissions across the network by 2050.

For more information: www.vinci-airports.com

¹ ASICS Corporation; Iwatani Corporation; Osaka Gas Co., Ltd.; Obayashi Corporation; OMRON Corporation; The Kansai Electric Power Company, Incorporated; Kintetsu Group Holding Co., Ltd.; Keihan Holdings Co., Ltd.; Suntory Holdings Limited; JTB Corp.; Sekisui House, Ltd.; Daikin Industries, Ltd.; Daiwa House Industry Co., Ltd.; Takenaka Corporation; Nankai Electric Railway Co., Ltd.; NIPPON TELEGRAPH AND TELEPHONE WEST CORPORATION; Panasonic Holdings Corporation; Hankyu Hanshin Holdings, Inc.; Rengo Co., Ltd.; The Senshu Ikeda Bank, Ltd.; Kiyo Holdings, Inc.; The Bank of Kyoto, Ltd.; THE SHIGA BANK, LTD.; The Nanto Bank, Ltd.; Nippon Life Insurance Company; Mizuho Bank, Ltd.; Sumitomo Mitsui Trust Bank, Limited; MUFG Bank, Ltd.; Resona Bank, Limited; and the Private Finance Initiative Promotion Corporation of Japan.

FY2024 Traffic Results (April–February) and 2025 Summer Schedule

March 28, 2025



Shaping a New Journey



Contents



**FY2024 Traffic Results
(April–February)**



2025 Summer Schedule



Q&A

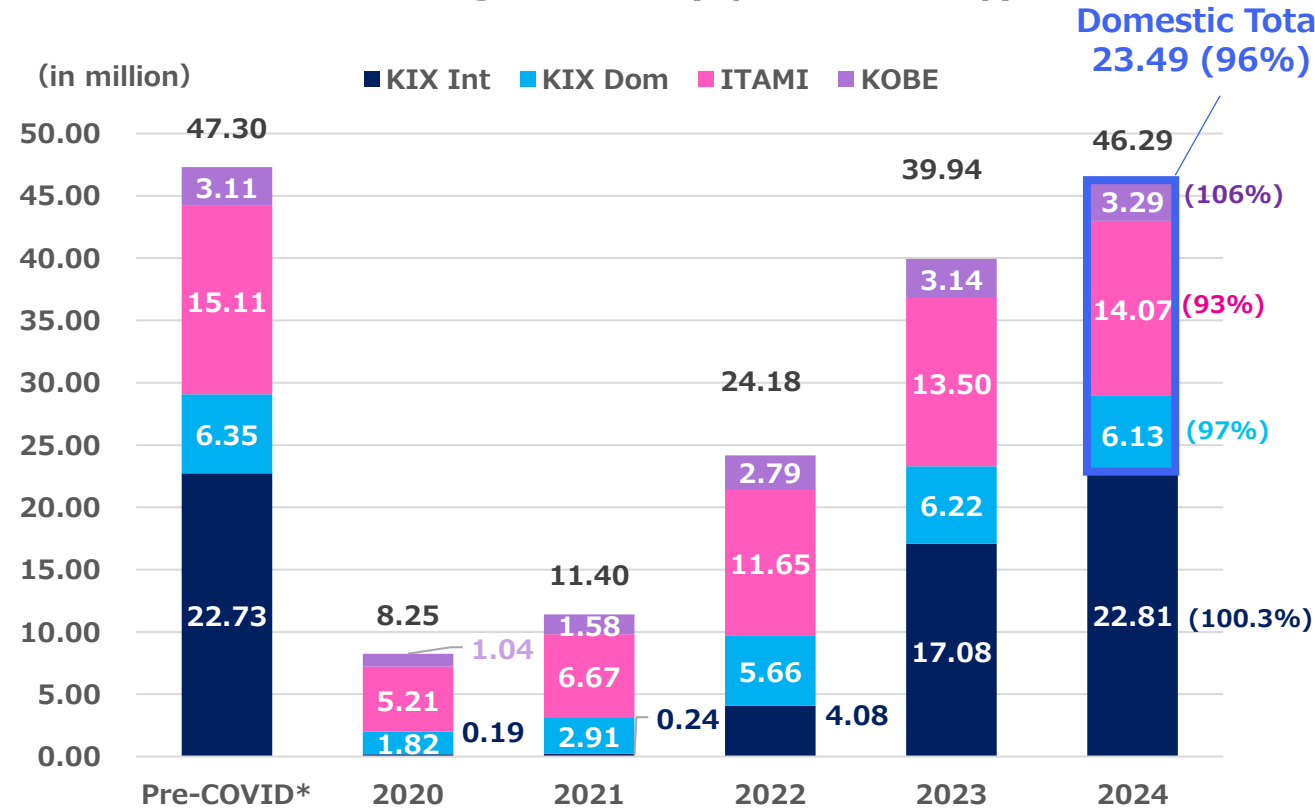


FY2024 Traffic Results (April–February)

Passenger Traffic at Three Airports (April-February, FY2024)

The total number of passengers at the three airports in FY2024 was 46.29 million (98% compared to Pre-COVID)

Passenger Traffic (April–February)



The number of international passengers was 22.81 million, up 100.3% from Pre-COVID, driven mainly by inbound passengers from East and Southeast Asia. The total number of foreign passengers was 18.18 million, or 118%, which will certainly be a record high on a fiscal year basis. (The previous record was 15.52 million in FY2018)

The number of domestic passengers was 23.49 million (103% from the same period in FY2023).

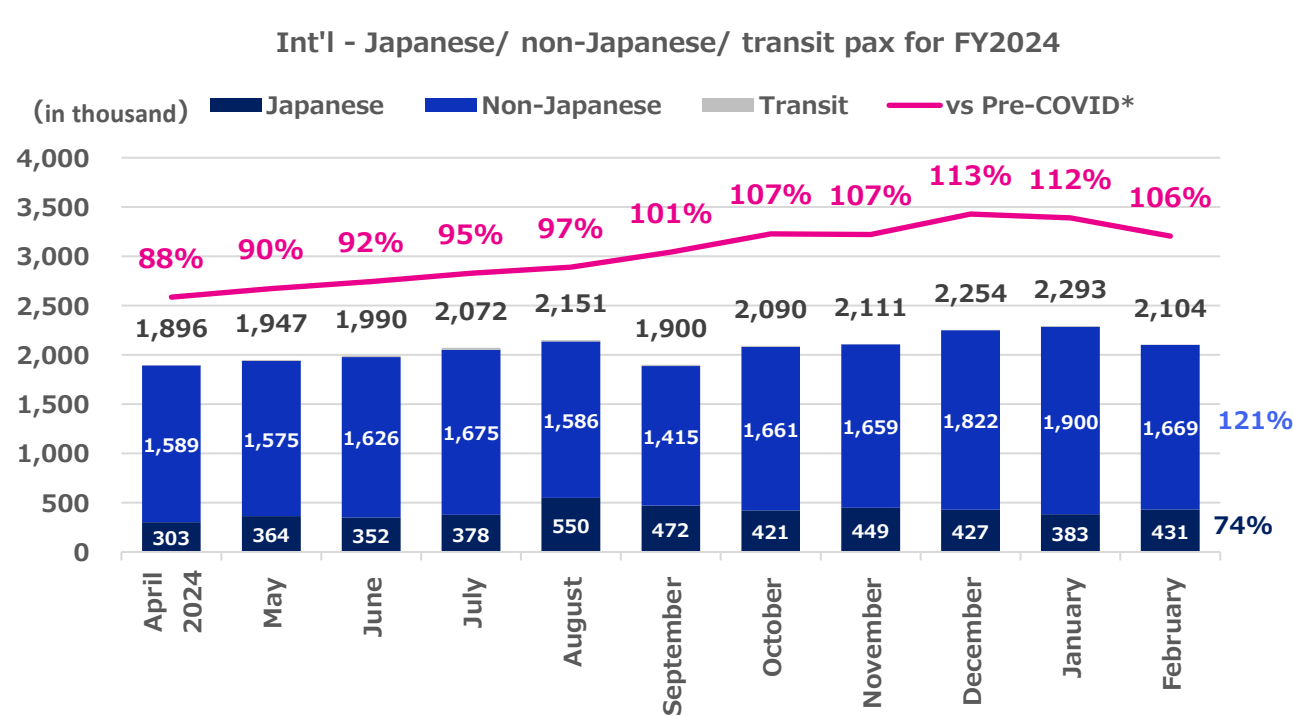
The number of passengers at Kobe Airport in FY2024 was 3.29 million, which is expected to be a record high on a fiscal year basis. (The previous record was 3.44 million in FY2023)

*Pre-COVID shows the total from April 2019 to January 2020 and February 2019.
The figures in brackets indicate a recovery rate from Pre-COVID levels.
Note: The totals in the table may not exactly match the simple calculated values due to rounding.

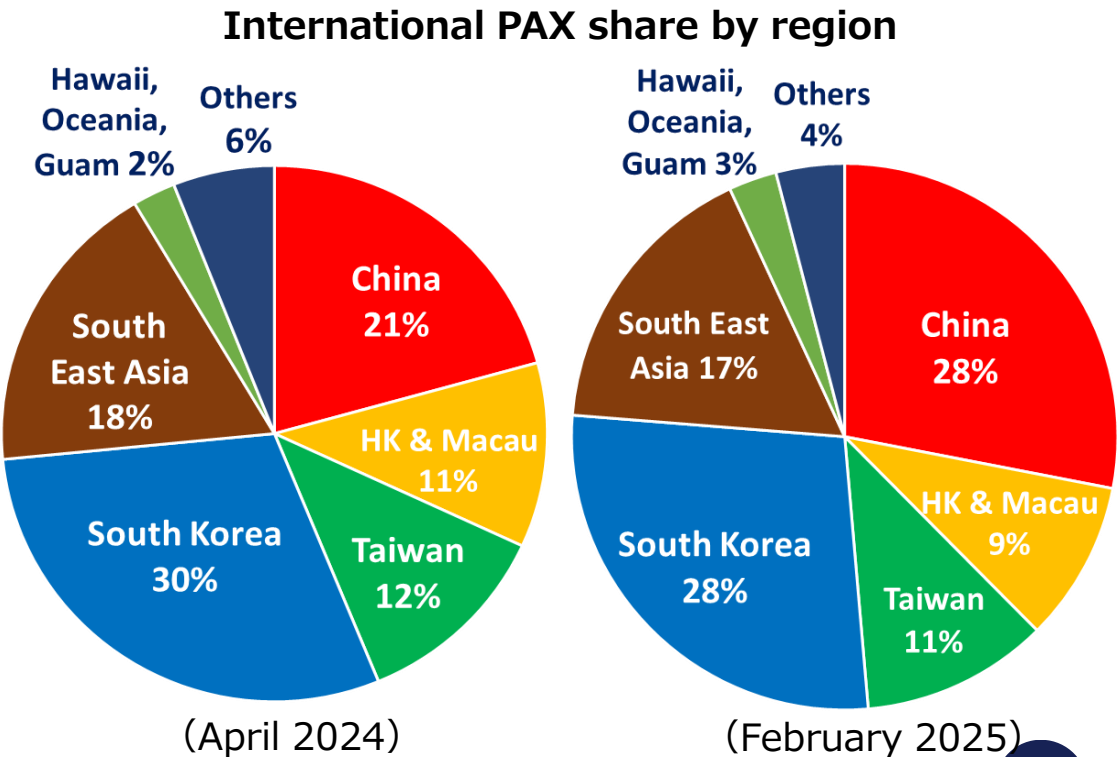
KIX International Passenger Traffic (April-February, FY2024)

The number of passengers increased mainly by foreign passengers

- ✈ The number of inbound (Foreign) passengers has been growing steadily since April, when it hit a record high.
- ✈ The number of outbound (Japanese) passengers recovered to 74% of the 2019 level in February 2025.
- ✈ In particular, traffic to China has been growing, making China-bound passengers rank first among all destinations in January and February.



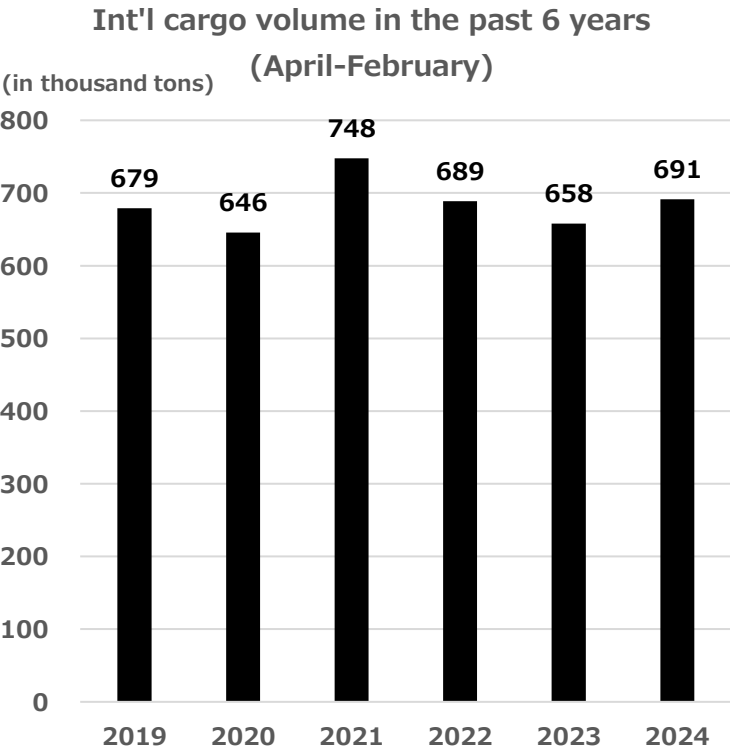
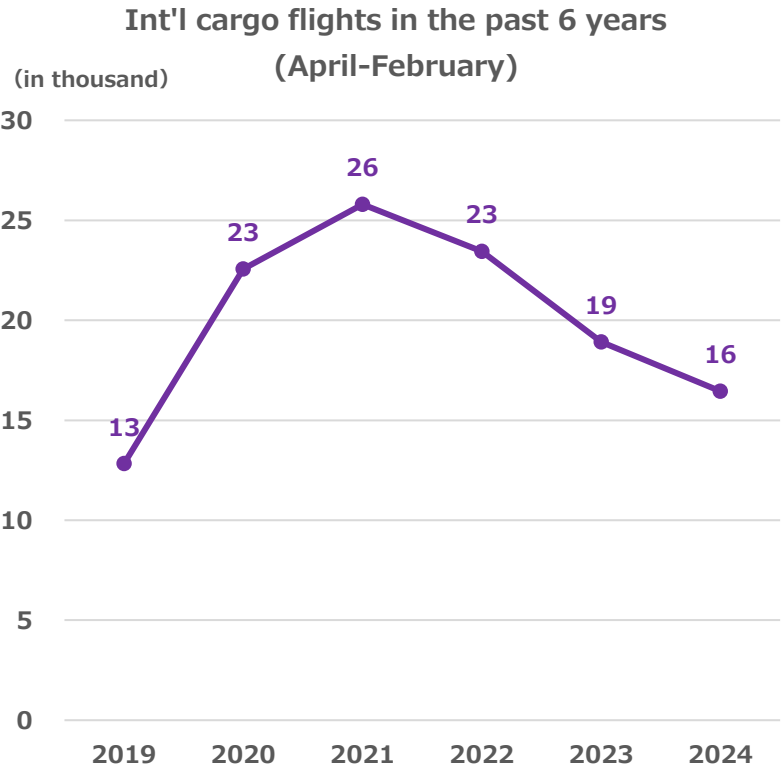
* Comparison with the period from April 2019 to January 2020 and February 2019.



Data source: Kansai Airports Traffic Report

KIX International Cargo Volume (April-February, FY2024)

The international cargo movements remained at around 16,000, a high level compared to the same period in FY2019.

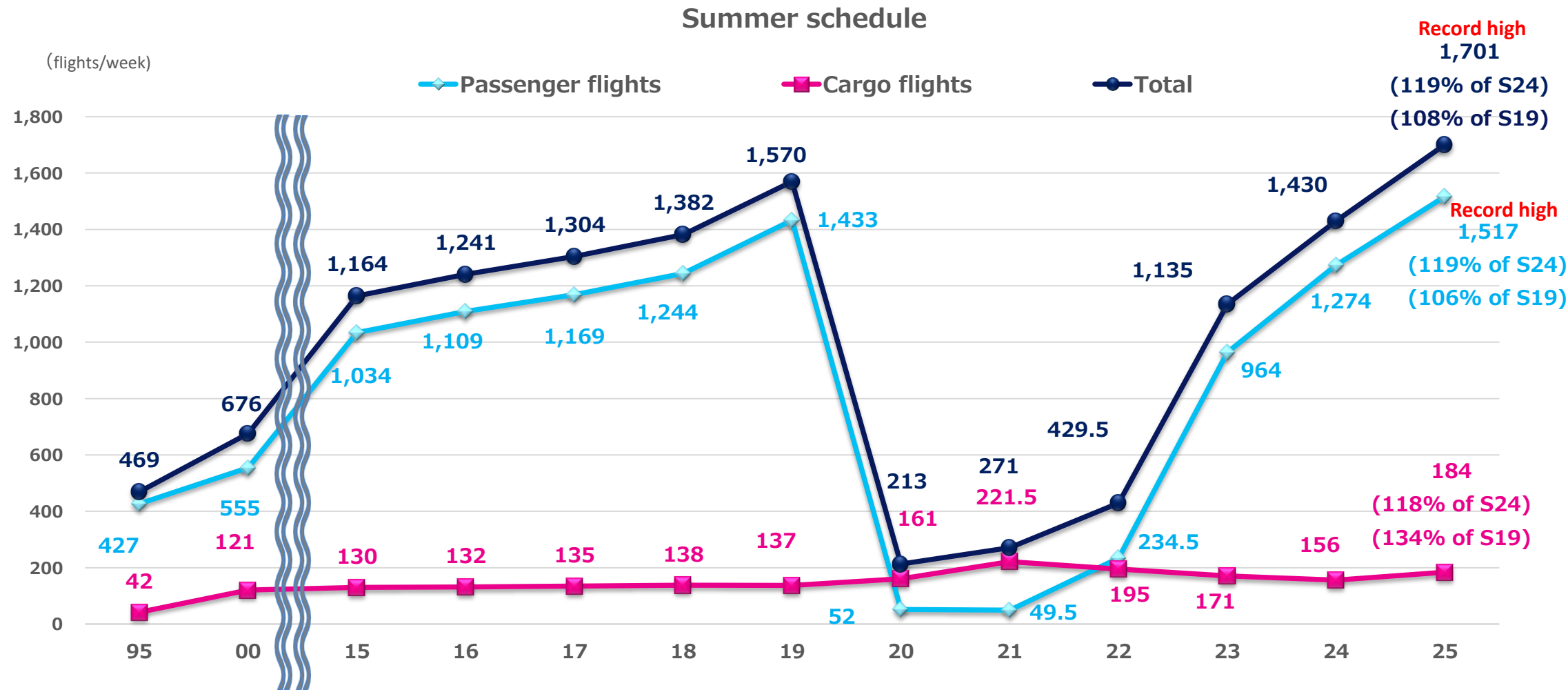


- ✈ International cargo volume increased 5% year-on-year.
- ✈ As in other regions of the world, international cargo volume seems to have been affected by rising demand related to e-commerce and an upturn in the economy.
- ✈ During the COVID-19 pandemic, the international cargo movements increased due to decreases in passenger flights and in belly cargo space.



2025 Summer Schedule

KIX 2025 Summer Schedule - International Scheduled Flights



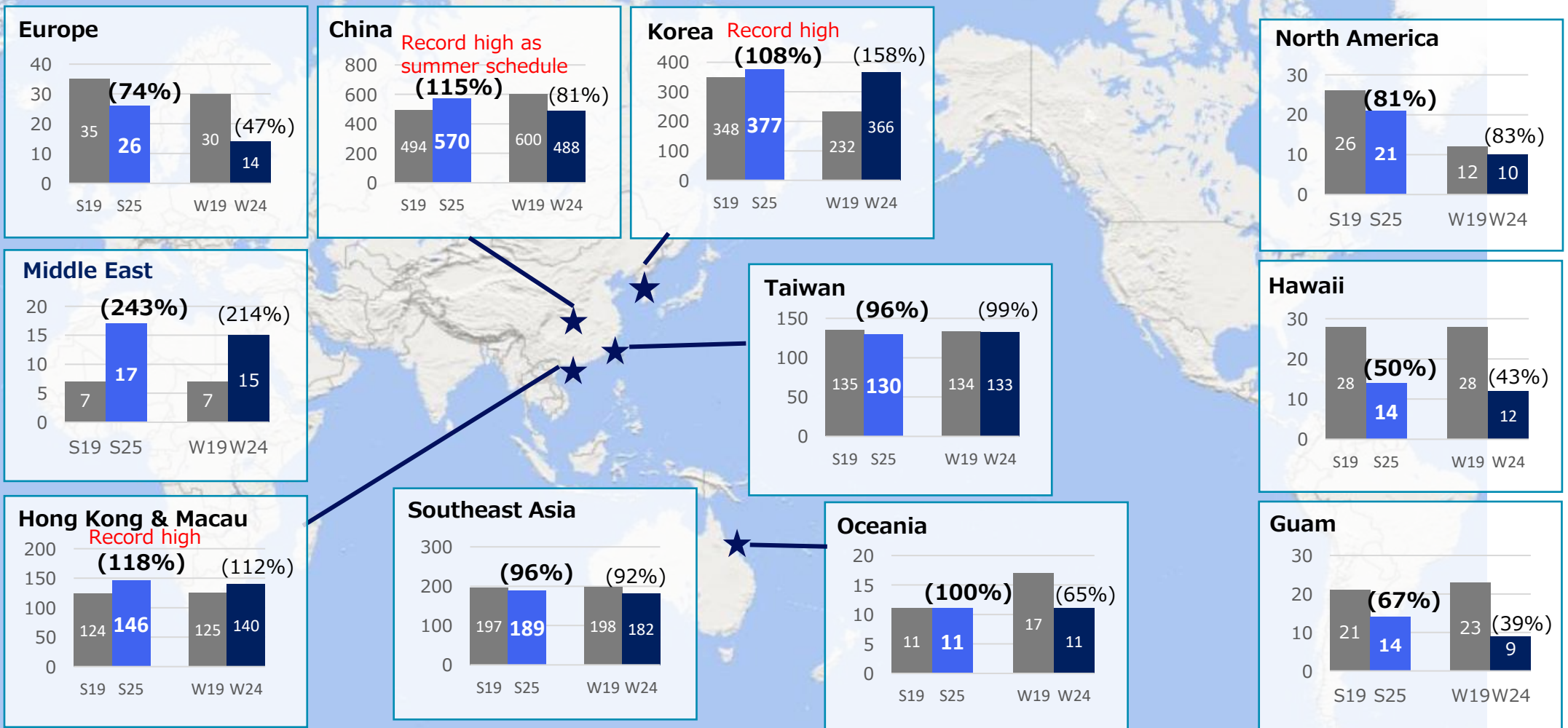
- The above figures show the number of flights in the peak month.
- The summer schedule 2025 figures are the number of planned flights for July 2025.

KIX 2025 Summer Schedule – International Passenger Scheduled Flights (by country/region)

- W24 figures come from numbers of peak flights as of Feb 28 in the winter schedule 2024. (January)
- Summer 2025 figures are the planned number of flights for July 2025
- Figures in brackets indicate recovery rates against the same period of Summer 2019 and Winter 2019

S25 : 1,517 flights (106% vs summer 2019) 65 airlines 66 destinations

Winter 2024 : 1,380 flights (98% vs Winter 2019) 60 Airlines 59 destinations



KIX International Passenger Scheduled Flights

(Europe, Middle East, North America, Oceania)

Definition of Destination

- ★ New or resumption routes planned in S25
- New or resumption routes in W24
- Existing routes

North America

- ✈ 3 airlines
- 🌐 4 destinations
- 🏠✈ 21 flights/week

Helsinki
Amsterdam
Paris
Munich
Istanbul
Doha
Dubai
Abu Dhabi

Europe & Middle East

- ✈ 8 airlines
- 🌐 8 destinations
- 🏠✈ 43 flights/week

KIX

Guam

Cairns

Brisbane

Sydney

Oceania · Hawaii · Guam

- ✈ 5 airlines
- 🌐 5 destinations
- 🏠✈ 39 flights/week

Vancouver

San Francisco

Los Angeles

Honolulu

Toronto

KIX International Passenger Scheduled Flights Network (Asia Regions)

Definition of Destination

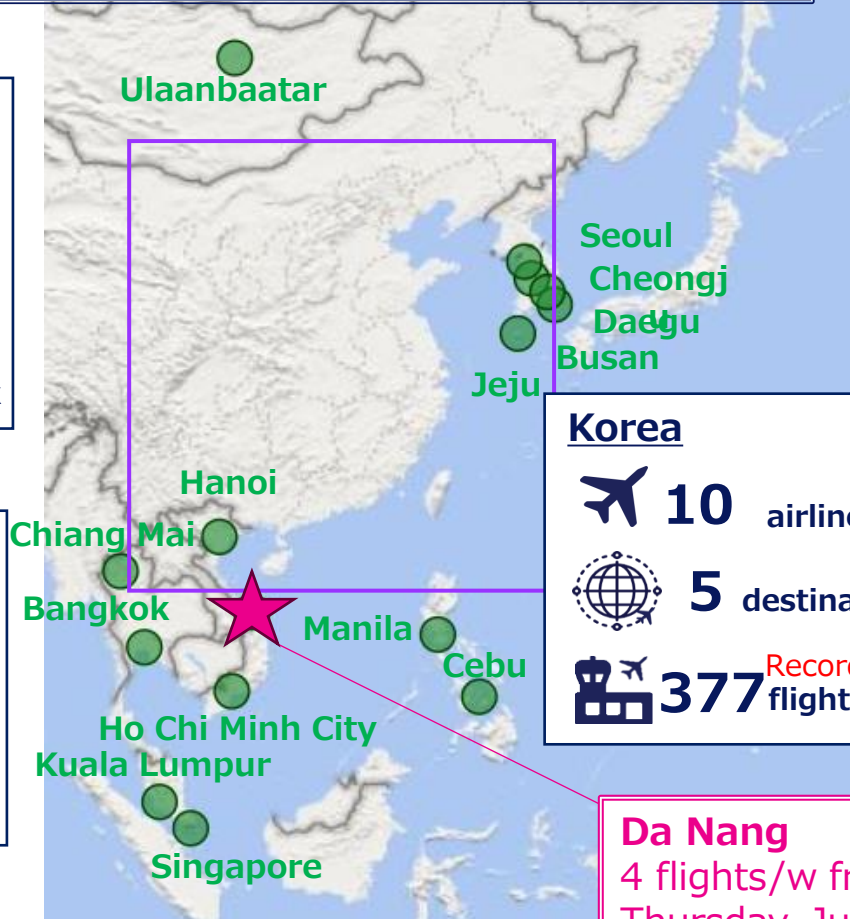
- ★ New or resumption routes planned in S25
- New or resumption routes in W24
- Existing routes

Other Asia

- ✈ 1 airlines
- 🌐 1 destination
- 🏠✈ 2 flights/week

Southeast Asia

- ✈ 15 airlines
- 🌐 9 destinations
- 🏠✈ 189 flights/week



Korea

- ✈ 10 airlines
- 🌐 5 destinations
- 🏠✈ 377 flights/week

Da Nang
4 flights/w from
Thursday, July 3,
2025

China

- ✈ 20 airlines
- 🌐 30 destinations
- Record high as summer schedule
- 🏠✈ 570 flights/week

Yangzhou
3 flights/w from
Saturday, April 26,
2025



Taiwan

- ✈ 6 airlines
- 🌐 2 destinations
- 🏠✈ 130 flights/week

Hong Kong & Macau

- ✈ 6 airlines
- 🌐 2 destinations
- Record high
- 🏠✈ 146 flights/week

KIX International Passenger Scheduled Flights

Major New Routes in 2025 Summer Schedule

Nanchang
15-Mar
Resume 3/w

China Eastern
Airlines



Beijing Daxing
20-Mar
New 7/w

First flight to KIX!

China United
Airlines



Chongqing
30-Mar
New 4/w

Hainan Airlines



Seoul (Gimpo)
10-Apr
New 7/w

Peach



Nanjing
25-Apr
New 7/w

Spring Airlines



Guam
18-Jul
Resume 7/w

T'way Air



Chengdu
15-Mar
Resume 4/w

China Eastern
Airlines



Shenzhen
30-Mar
Resume 7/w

China Southern
Airlines



Xiamen
30-Mar
Resume 7/w

Spring Airlines



Haikou
1-Apr
Resume 3/w

Hainan Airlines



Tianjin
25-Apr
Resume 4/w

Spring Airlines



first network since W19

Yangzhou
26-Apr
Resume 3/w

Spring Airlines



first network since W19

Da Nang
3-Jul
Resume 4/w

Vietnam Airlines



Pink : New

Yellow : Resume

KOBE international charter flight

Four airlines are scheduled to start service in five cities from April 18, 2025!

*Some exceptions have been set.

Region	City	Airline	Frequency *
South Korea	Seoul (Incheon)	Korean Air	14/w
China	Nanjing	Juneyao Airlines	7/w
	Shanghai	Juneyao Airlines	7/w
Taiwan	Taipei	STARLUX Airlines	3/w
		EVA Air	2/w
	Taichung	STARLUX Airlines	7/w



Korean Air



Juneyao Airlines



STARLUX Airlines



EVA Air

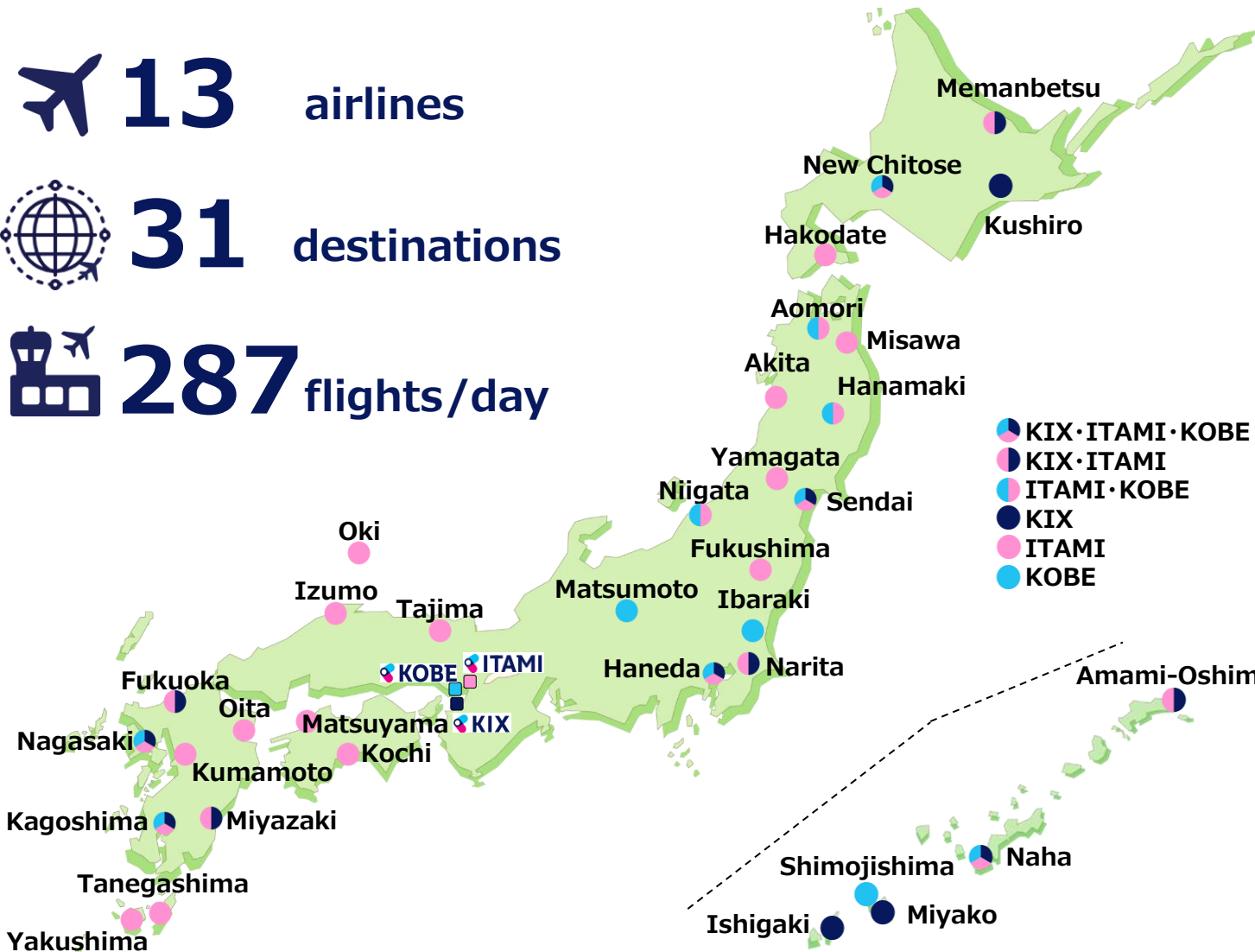


Domestic Passenger Flights Network (2025 Summer Schedule)

 **13** airlines

 **31** destinations

 **287** flights/day



KIX

- Starflyer
- Jetstar Japan
- Japan Airlines
- Peach Aviation
- All Nippon Airways
- Japan Transocean Air

6 airlines **12** destinations
63 flights/day

ITAMI

- IBEX Airlines
- Japan Airlines
- Amakusa Airline
- All Nippon Airways

4 airlines **26** destinations
185 flights/day

KOBE

- Solaseed Air
- Skymark Airlines
- TOKI AIR *First flight to KOBE!*
- AIRDO
- Fuji Dream Airlines
- All Nippon Airways

6 airlines **12** destinations
39 flights/day

※ Only passenger flights during peak period (March 2025). Exclude extra flights.